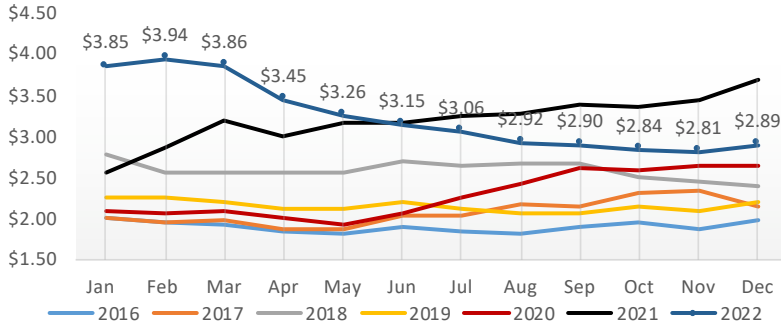


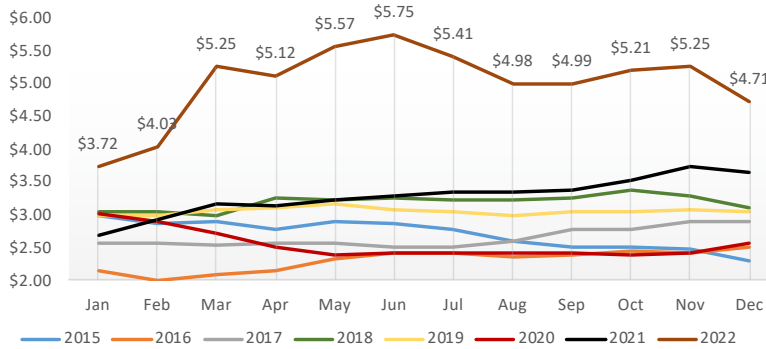
ROCKFARM One View

Average Truckload Rate per Mile



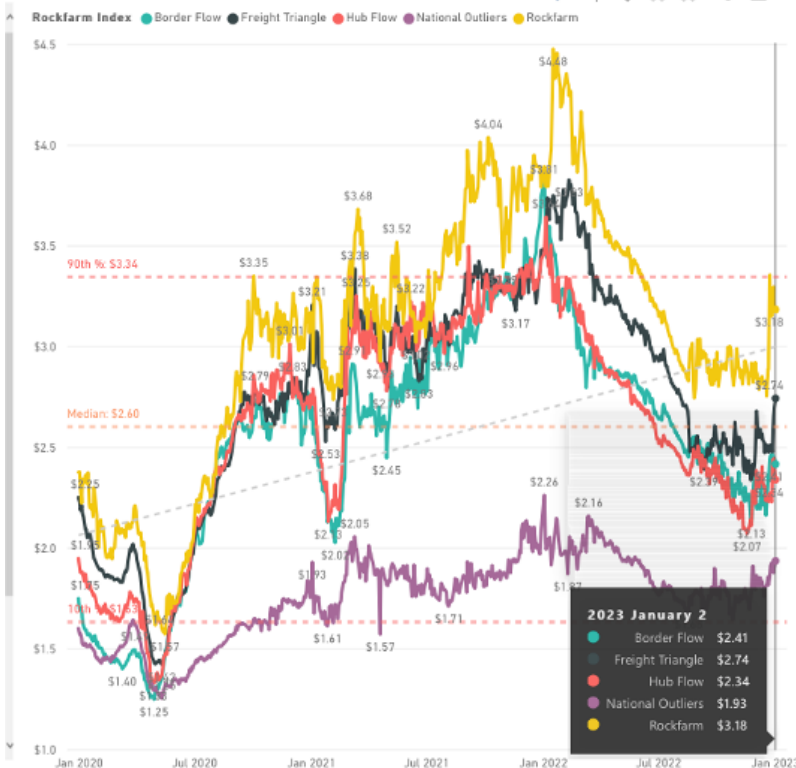
The holidays kicked into gear with decreased truck capacity and increased what was a fairly static rate per mile over the last few months from \$2.82 in mid December to \$2.89 to finish out the month. This was in light of the DOE average price per gallon for diesel dropping from \$5.25 a gallon in November to \$4.71 in December. It appears we may be headed into a level of normalcy as our Rockfarm truckload index cost per mile levels out as we near through the last couple weeks of the year.

National Average Diesel per Gallon



The trend illustrated during the last half of December can be clearly seen in the Rockfarm Index Lanes chart below. The noticeable upswing in the truckload rate per mile is visible throughout each Rockfarm rate index. As we move past the first couple of weeks of this year, the question will be if the rates hold at the new peak or settle back to the \$2.80 cost per mile range

Rockfarm Index Lanes - Avg Market Rate Per Mile Trend



LTL Fuel Index



Truckload Fuel Index

